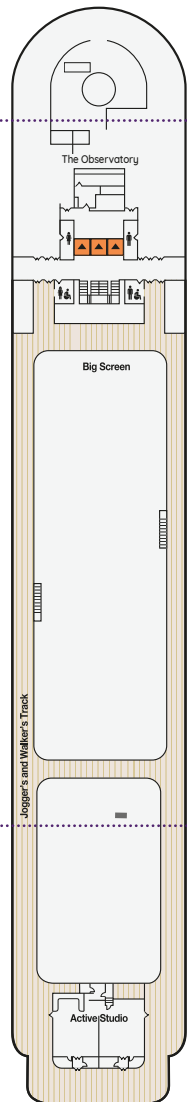


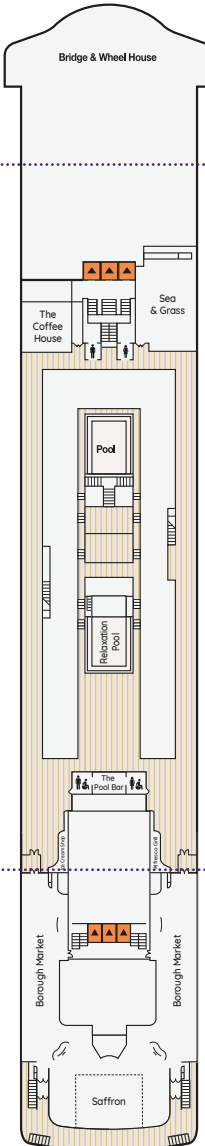
FORWARD

MID SHIP

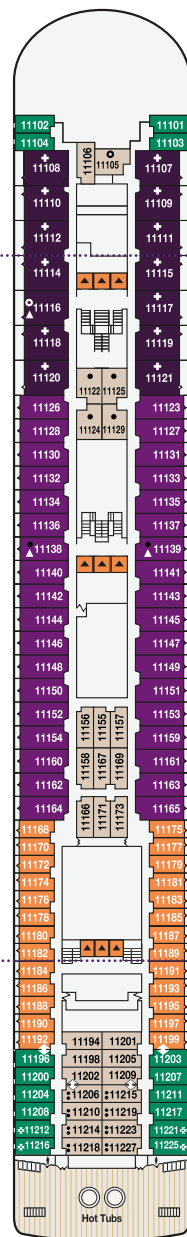
AFT



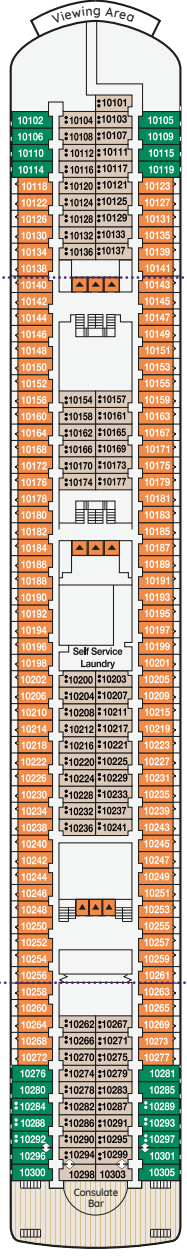
DECK 14 Sun



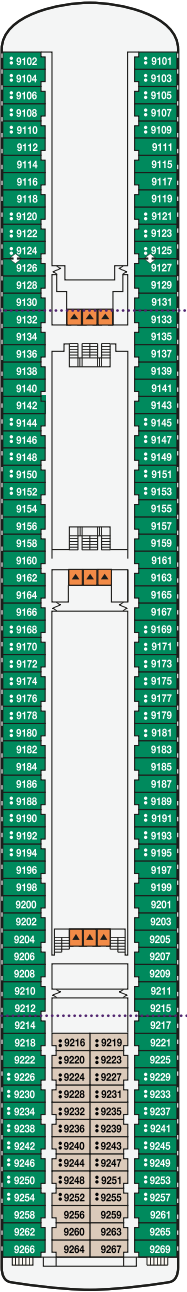
DECK 12 Lido



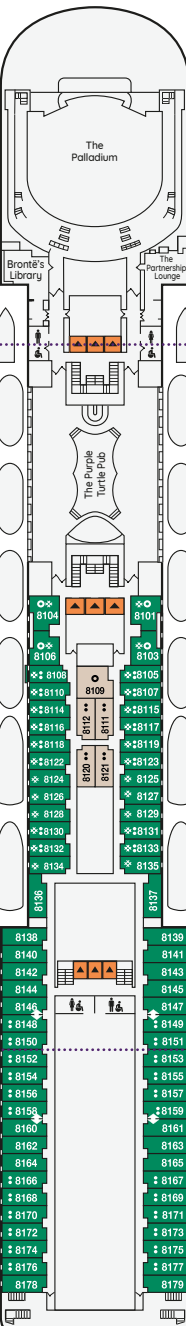
DECK 11 Ambassador



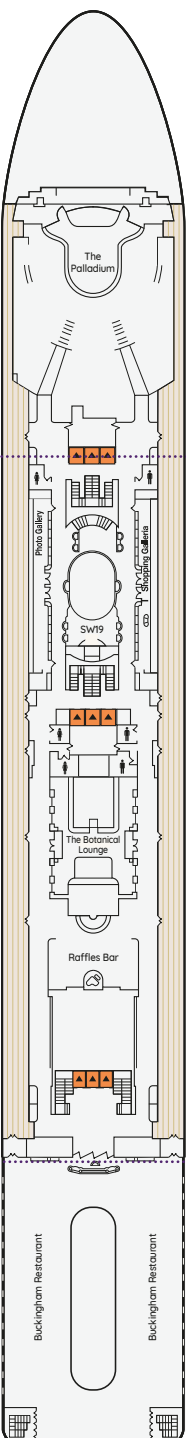
DECK 10 Consulate



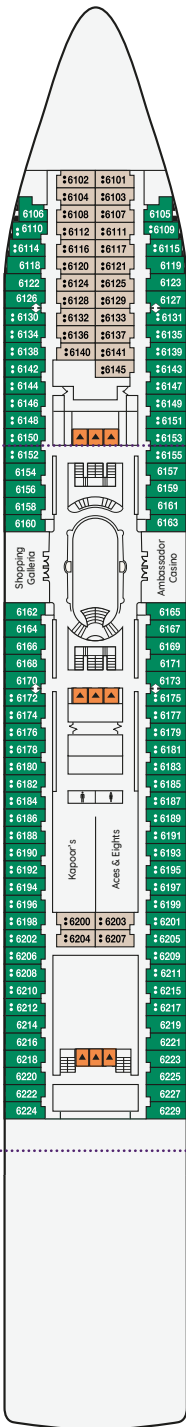
DECK 9 Ambience



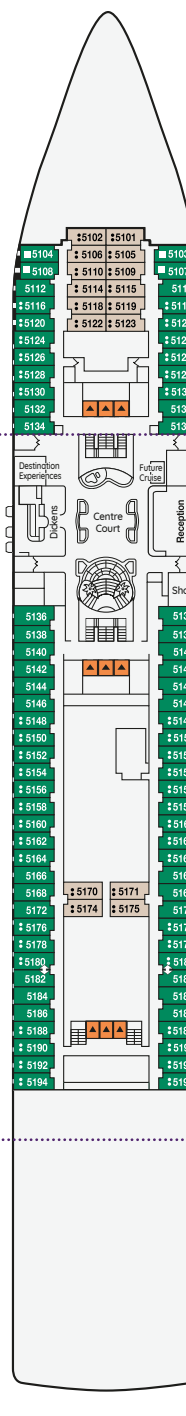
DECK 8 Boat



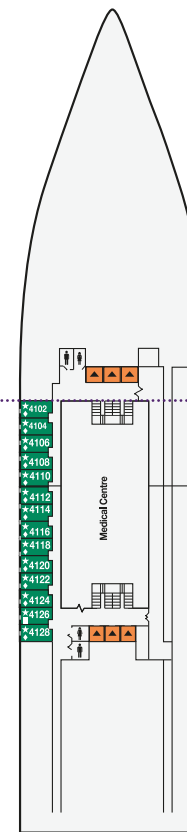
DECK 7 Promenade



DECK 6 Main



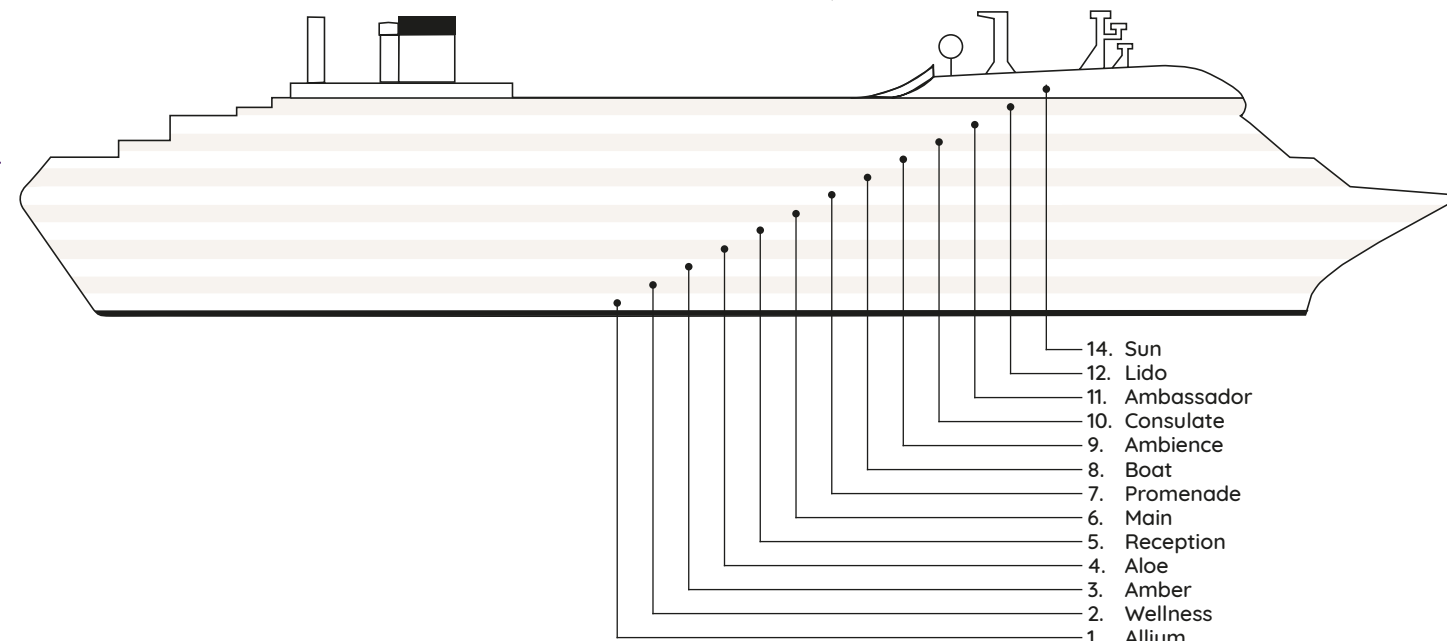
DECK 5 Reception



DECK 4 Aloe



DECK 2 Wellness



- 14. Sun
- 12. Lido
- 11. Ambassador
- 10. Consulate
- 9. Ambience
- 8. Boat
- 7. Promenade
- 6. Main
- 5. Reception
- 4. Aloe
- 3. Amber
- 2. Wellness
- 1. Allium

CABIN CATEGORY LEGEND

- De Luxe Suite
- Suite
- Balcony
- Ocean View
- Inside

All categories with ocean view unless stated
 Cabins that are partially/fully obstructed are marked °
 All single cabins can convert to twin bedded
 Most twin cabins convert to double bedded

SYMBOL LEGEND

- Third berths available
- Third and/or fourth berths (ceiling foldaway/wall mounted)
- Room with porthole
- Additional sofa bed/rollaway bed
- Two berth
- Cat 6S: one lower, one upper berth - certain cabins are bunk bed configuration
- Interconnecting cabins
- Obstructed view
- Wheelchair-accessible room
- Includes wider doorways (to accommodate a wheelchair), no thresholds into the bathroom and more handrails around the bathroom. Wheelchair-accessible rooms are twin only.
- Room does not have a bathtub - Cat JS and DS only
- Fixed queen-size bed, cannot be converted to twin beds
- Public toilet
- Wheelchair-accessible toilet
- Lift

Ambience Deck Plan May 2024 UK Edition
 This plan shows the location of cabins and public areas only as a guide. It is not drawn to scale. The cabin and public room configurations are believed to be correct at the time of production.