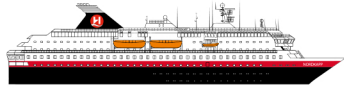
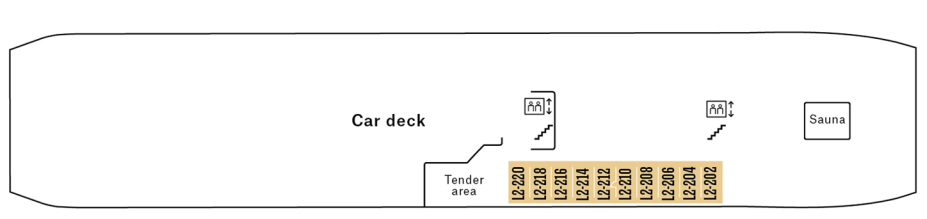
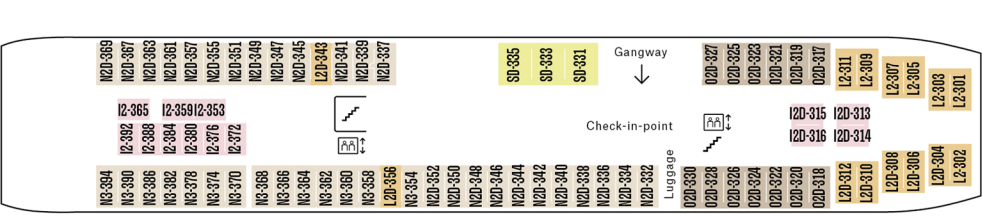
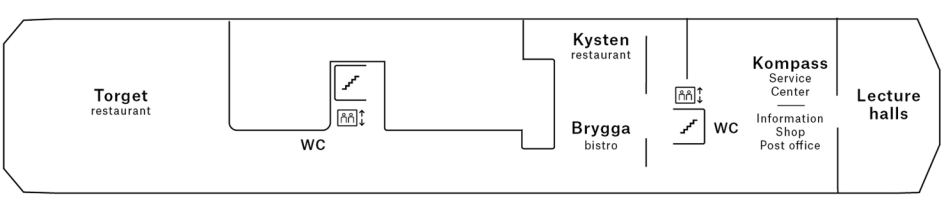
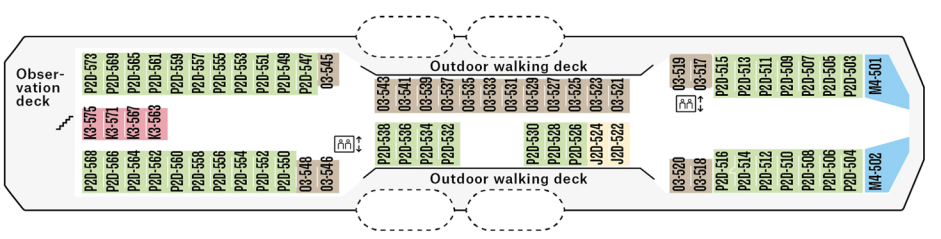
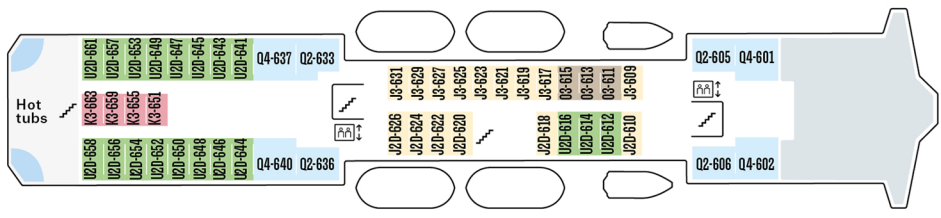
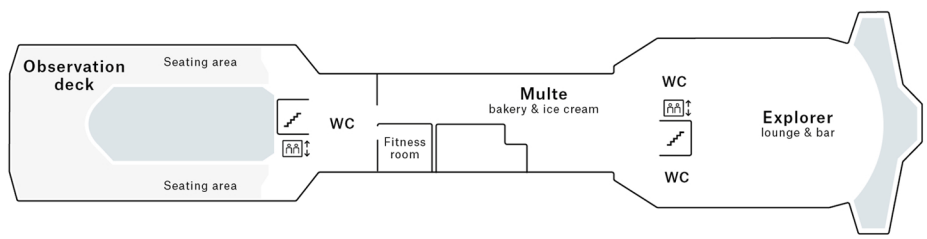


# MS NORDKAPP



- Expedition Team
- Nordic style, refurbished in 2016
- Three restaurants, Multe bakery and Panorama bar
- Sauna and a panoramic fitness room
- Sun deck and two outdoor Jacuzzis

**PASSENGER CAPACITY:** 590  
**BEDS:** 480  
**YEAR OF CONSTRUCTION:** 1996  
 (Year of refurbishment 2016)  
**SHIP YARD:** Kværner Kleven (N)  
**GROSS TONNAGE:** 11,386  
**LENGTH:** 123.3 m  
**BEAM:** 19.5 m  
**SERVICE SPEED:** 18 knots



Kysten Arctic fine dining



Reception



Expedition suite

EXPEDITION SUITES	ARCTIC SUPERIOR	POLAR OUTSIDE	POLAR INSIDE	Area
M	P	L	K	25-26 m <sup>2</sup>
Q	U	J	I	17-23 m <sup>2</sup>
	O			11-12 m <sup>2</sup>
	N			10-12 m <sup>2</sup>
	SD			8-12 m <sup>2</sup>
				8-12 m <sup>2</sup>
				17 m <sup>2</sup>
				8-12 m <sup>2</sup>
				8-11 m <sup>2</sup>
				8-11 m <sup>2</sup>
				11-12 m <sup>2</sup>



Subject to change.