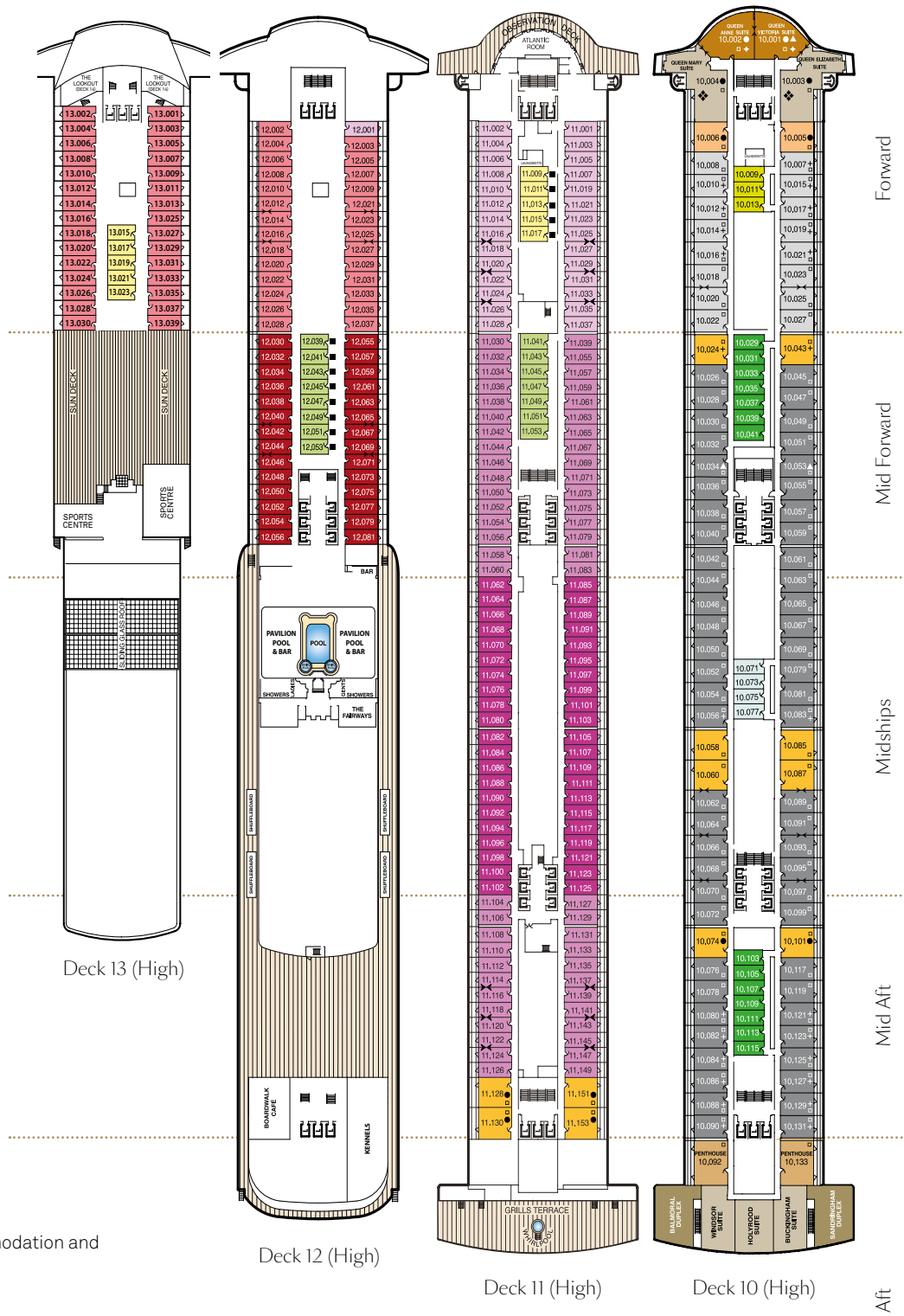


Stateroom Category

Grand Duplexes		
Aft	High Decks 9,10	Q1
Duplexes & Suites		
Aft	High Deck 9	Q2
Forward/Aft	High Deck 10	Q3
Royal Suites *		
Forward	High Deck 10	Q4
Penthouse		
Midships/Aft	High Decks 9,10	Q5
Queens Suites		
Midships/Aft	High Decks 9,10,11	Q6
Forward	High Decks 9,10	Q7
Midships	High Deck 9	P1
Aft	High Deck 8	P2
Princess Suites		
Midships	High Deck 10	A1
Forward	High Deck 10	A2
Club Balcony		
Midships	High Deck 12	BB
Forward	High Decks 12,13	BC
Balcony		
Midships	High Deck 11	BF
Midships	High Decks 8,11	BU
Forward	High Decks 8,11,12	BV
Balcony (sheltered)		
Midships	Low Decks 4,5,6	BY
Midships	Low Decks 4,5,6	BZ
Aft	Low Decks 4,5,6	DB
Forward	Low Decks 4,5,6	DC
Balcony (obstructed view)*		
Midships	High Deck 8	DF
Midships	High Deck 8	EF
Forward	High Deck 8	HB
Oceanview		
Forward/Aft	Low Decks 4,5,6	IA
Atrium View Inside		
Midships	Low Decks 5,6	IB
Standard Inside		
Midships	High Deck 10	IC
Midships	Low Decks 5,6	IE
Midships	High Deck 10	IF
Midships	Low Decks 4,5,6	KB
Midships	High Decks 11,12	KC
Single Oceanview		
Midships	Low Deck 2	
Midships	Low Deck 3	

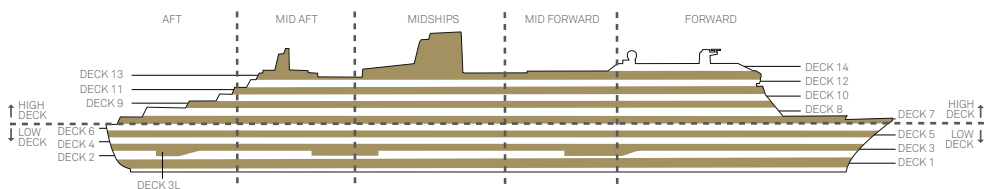
Queen Mary 2 deck plans



View Queen Mary 2 stateroom accommodation and virtual tours at cunard.com/qm2

Key to symbols

- L Lift
- ↔ Connecting staterooms
- + 3rd berth is a single sofa bed
- 3rd & 4th berth is a double sofa bed
- 3rd & 4th berths are two upper beds
- * Staterooms have views obstructed by lifeboats
- ▲ Wheelchair accessible (stateroom sizes vary)
- Indicates powered mobility device friendly stateroom
- ◆ Single level Q2 Suite
- ◆ Royal Suites do not have a balcony



A2 Staterooms 12.002-12.009 available for booking from November 2024, for sailings from 3 December 2024.

Stateroom Category

Grand Duplexes

Aft High Decks 9,10 **Q1**

Duplexes & Suites

Aft High Deck 9 **Q2**

Forward/Aft High Deck 10 **Q3**

Royal Suites*

Forward High Deck 10 **Q4**

Penthouse

Midships/Aft High Decks 9,10 **Q5**

Queens Suites

Midships/Aft High Decks 9,10,11 **Q6**

Forward High Decks 9,10 **Q7**

Midships High Deck 9 **P1**

Aft High Deck 8 **P2**

Princess Suites

Midships High Deck 10 **A1**

Forward High Deck 10 **A2**

Club Balcony

Midships High Deck 12 **BB**

Forward High Decks 12,13 **BC**

Balcony

Midships High Deck 11 **BF**

Midships High Decks 8,11 **BU**

Forward High Decks 8,11,12 **BV**

Balcony (sheltered)

Midships Low Decks 4,5,6 **BY**

Midships Low Decks 4,5,6 **BZ**

Aft Low Decks 4,5,6 **DB**

Forward Low Decks 4,5,6 **DC**

Forward Low Decks 4,5,6 **DF**

Midships High Deck 8 **EF**

Midships High Deck 8 **HB**

Forward High Deck 8 **IA**

Forward High Deck 8 **IB**

Forward High Deck 8 **IC**

Forward High Deck 8 **IE**

Forward High Deck 8 **IF**

Forward High Deck 8 **KB**

Forward High Deck 8 **KC**

Oceanview

Forward/Aft Low Decks 4,5,6

Forward/Aft Low Decks 4,5,6

Forward/Aft Low Decks 4,5,6

Forward/Aft Low Decks 4,5,6

Forward/Aft Low Decks 4,5,6

Forward/Aft Low Decks 4,5,6

Forward/Aft Low Decks 4,5,6

Forward/Aft Low Decks 4,5,6

Forward/Aft Low Decks 4,5,6

Forward/Aft Low Decks 4,5,6

Forward/Aft Low Decks 4,5,6

Forward/Aft Low Decks 4,5,6

Forward/Aft Low Decks 4,5,6

Forward/Aft Low Decks 4,5,6

Forward/Aft Low Decks 4,5,6

Forward/Aft Low Decks 4,5,6

Forward/Aft Low Decks 4,5,6

Forward/Aft Low Decks 4,5,6

Forward/Aft Low Decks 4,5,6

Forward/Aft Low Decks 4,5,6

Forward/Aft Low Decks 4,5,6

Forward/Aft Low Decks 4,5,6

Forward/Aft Low Decks 4,5,6

Forward/Aft Low Decks 4,5,6

Forward/Aft Low Decks 4,5,6

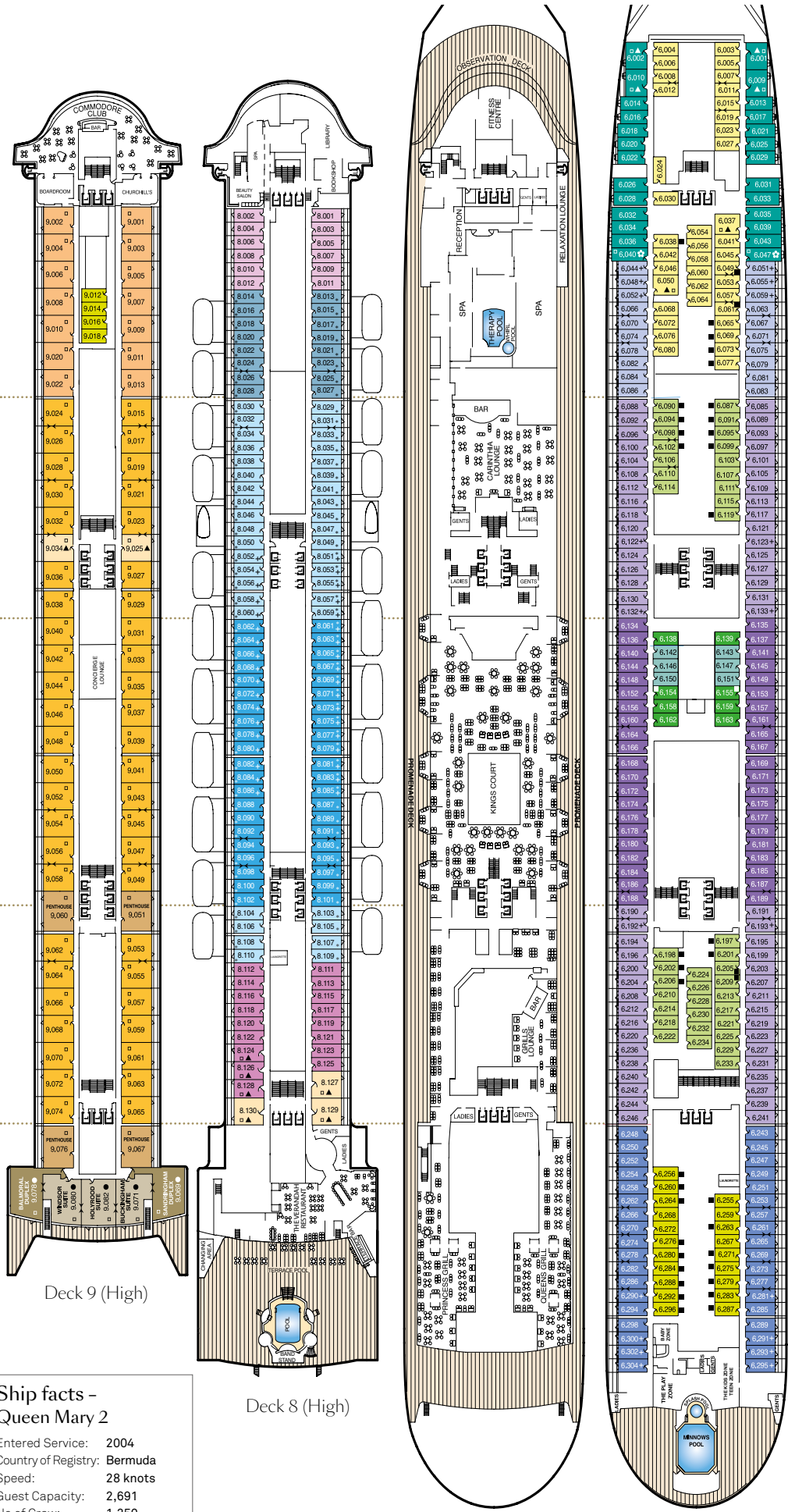
Forward/Aft Low Decks 4,5,6

Key to symbols

- L Lift
- ↔ Connecting staterooms
- + 3rd berth is a single sofa bed
- 3rd & 4th berth is a double sofa bed
- 3rd & 4th berths are two upper beds
- * Staterooms have views obstructed by lifeboats
- ▲ Wheelchair accessible (stateroom sizes vary)
- Indicates powered mobility device friendly stateroom
- ✳ Wheelchair accessible fixed twin (stateroom sizes vary)
- ◆ Single level Q2 Suite
- ♦ Royal Suites do not have a balcony

Ship facts - Queen Mary 2

Entered Service: 2004
 Country of Registry: Bermuda
 Speed: 28 knots
 Guest Capacity: 2,691
 No of Crew: 1,250
 Length: 1,132 feet
 Width: 131 feet
 Draft: 34 feet

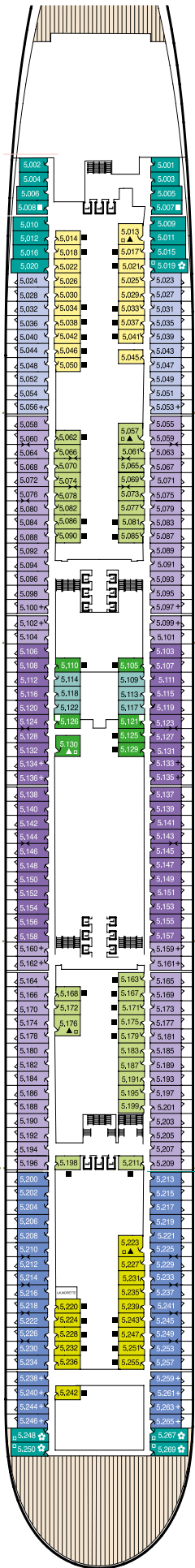


Deck 9 (High)

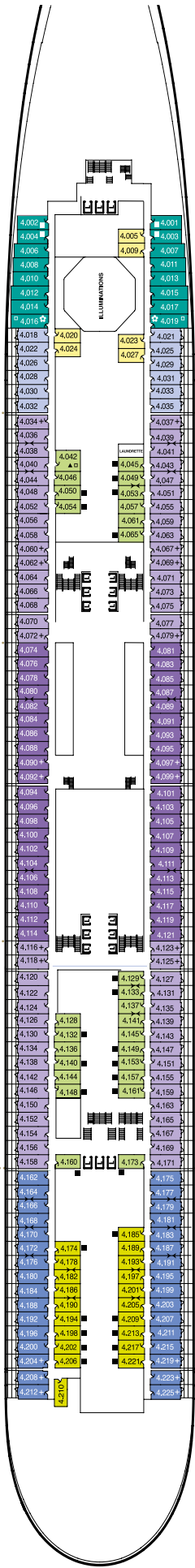
Deck 8 (High)

Deck 7 (High)

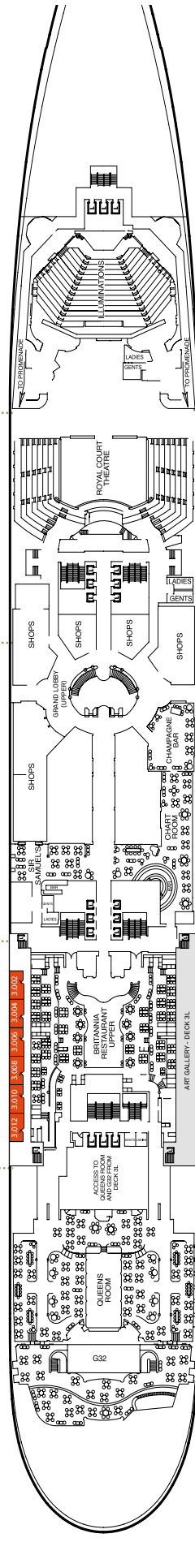
Deck 6 (Low)



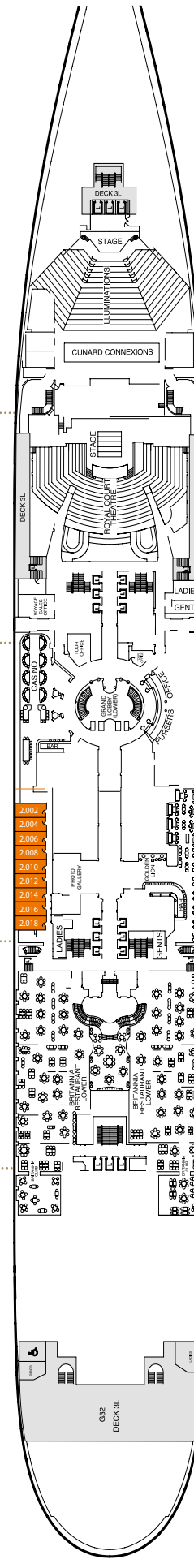
Deck 5 (Low)



Deck 4 (Low)



Deck 3 & 3L



Deck 2 & 3L

Forward

Mid Forward

Midships

Mid Aft

Aft